


ARISTO


Line Downlight

Low Power LED




150mm SERIES

MODEL	LED COLOR TEMP	POWER RATING (W)	LIGHT OUTPUT (lm)
ADLWR7015-15	DL 5,000°K	2.4	205
ADLSW6015-15	WH 11,000°K	1.8	80
ADLSL60015-15	WW 3,000°K	1.5	40
ADLLR7015-15	WW 3,000°K	2.4	165
ADLWR7015-09	DL 5,000°K	1.5	125
ADLSW6015-09	WH 11,000°K	1.1	45
ADLLR7015-09	WW 3,000°K	1.5	100



250mm SERIES

MODEL	LED COLOR TEMP	POWER RATING (W)	LIGHT OUTPUT (lm)
ADLWR7025-24	DL 5,000°K	3.8	325
ADLSW6025-24	WH 11,000°K	2.9	125
ADLSL6025-24	WW 3,000°K	2.4	60
ADLLR7025-24	WW 3,000°K	3.8	265
ADLWR7025-15	DL 5,000°K	2.4	205
ADLSW6025-15	WH 11,000°K	1.8	75
ADLLR7025-15	WW 3,000°K	2.4	165



600mm SERIES

MODEL	LED COLOR TEMP	POWER RATING (W)	LIGHT OUTPUT (lm)
ADLWR7060-60	DL 5,000°K	9.6	815
ADLSW6060-60	WH 11,000°K	7.2	305
ADLSL6060-60	WW 3,000°K	6.0	155
ADLLR7060-60	WW 3,000°K	9.6	670
ADLWR7060-39	DL 5,000°K	6.0	530
ADLSW6060-39	WH 11,000°K	4.7	200
ADLLR7060-39	WW 3,000°K	6.0	430

- a) L150mm X H18mm X W25mm
- b) L250mm X H18mm X W25mm
- c) L600mm X H18mm X W25mm

Standard complete set includes


- Line Downlight x 1pc
- Interconnect Cable (L150mm) x 1pc
- Double sided tape (20mm x 10mm) x 2pcs

CASE COLOR

S

* Customised lengths are available upon request.

**Specification may change without prior notice. Contact sales personnel for up-to-date information.



POWER SUPPLY REQUIREMENTS

Recommended Power Supply for LINE Down Light Model

		Recommended Power Supply (DC12V)																			
Model	W Qty	1	2	3	4	5	6	7	8	9	10	11	12	13	14	15	16	17	20	21	
150mm Series	<input type="checkbox"/> ADLWR7015-15	2.4W	2.4	4.8	7.2	9.6	12.0	14.4	16.8	19.2	21.6	24.0									
	<input type="checkbox"/> ADLSW6015-15	1.8W	1.8	3.6	5.4	7.2	9.0	10.8	12.6	14.4	16.2	18.0	19.8	21.6	23.4						
	<input type="checkbox"/> ADLSL6015-15	1.5W	1.5	3.0	4.5	6.0	7.5	9.0	10.5	12.0	13.5	15.0	16.5	18.0	19.5	21.0	22.5	24.0			
	<input type="checkbox"/> ADLLR7015-15	2.4W	2.4	4.8	7.2	9.6	12.0	14.4	16.8	19.2	21.6	24.0									
	<input type="checkbox"/> ADLWR7015-09	1.5W	1.5	3.0	4.5	6.0	7.5	9.0	10.5	12.0	13.5	15.0	16.5	18.0	19.5	21.0	22.5	24.0			
	<input type="checkbox"/> ADLSW6015-09	1.1W	1.1	2.2	3.3	4.4	5.5	6.6	7.7	8.8	9.9	11.0	12.1	13.2	14.3	15.4	16.5	17.6	18.7	22.0	23.1
	<input type="checkbox"/> ADLLR7015-09	1.5W	1.5	3.0	4.5	6.0	7.5	9.0	10.5	12.0	13.5	15.0	16.5	18.0	19.5	21.0	22.5	24.0			
250mm Series	<input type="checkbox"/> ADLWR7025-24	3.8W	3.8	7.6	11.4	15.2	19.0	22.8													
	<input type="checkbox"/> ADLSW6025-24	2.9W	2.9	5.8	8.7	11.6	14.5	17.4	20.3	23.2											
	<input type="checkbox"/> ADLSL6025-24	2.4W	2.4	4.8	7.2	9.6	12.0	14.4	16.8	19.2	21.6	24.0									
	<input type="checkbox"/> ADLLR7025-24	3.8W	3.8	7.6	11.4	15.2	19.0	22.8													
	<input type="checkbox"/> ADLWR7025-15	2.5W	2.4	4.8	7.2	9.6	12.0	14.4	16.8	19.2	21.6	24.0									
	<input type="checkbox"/> ADLSW6025-15	1.8W	1.8	3.6	5.4	7.2	9.0	10.8	12.6	14.4	16.2	18.0	19.8	21.6	23.4						
	<input type="checkbox"/> ADLLR7025-15	2.4W	2.4	4.8	7.2	9.6	12.0	14.4	16.8	19.2	21.6	24.0									
600mm Series	<input type="checkbox"/> ADLWR7060-60	9.6W	9.6	19.2																	
	<input type="checkbox"/> ADLSW6060-60	7.2W	7.2	14.4	21.6																
	<input type="checkbox"/> ADLSL6060-60	6.0W	6.0	12.0	18.0	24.0															
	<input type="checkbox"/> ADLLR7060-60	9.6W	9.6	19.2																	
	<input type="checkbox"/> ADLWR7060-39	6.0W	6.0	12.0	18.0	24.0															
	<input type="checkbox"/> ADLSW6060-39	4.7W	4.7	9.4	14.1	18.8	23.5														
	<input type="checkbox"/> ADLLR7060-39	6.0W	6.0	12.0	18.0	24.0															

- APS-D012-008 DC12V 8W
- BPS-D012-015 HWS15-12 (AC100-240V 50/60Hz) w/o Jack
- BPS-D012-018 SAW18 (Black casing with switch and Jack)
- BPS-D012-030 HWS30-12 (AC100-240V 50/60Hz) w/o Jack

- Optional:
- Cradle bracket for angle adjustment
 - Power cable with DC Jack

HWS / BPS Series



APS Series



SAW Series



Incorporating Nichia's State-of-the-Art World's Most Efficient LED Chip @ 140 lumen/watt

Product Design & Manufacture by:



ARISTO ENGINEERING PTE LTD

Blk 115A Commonwealth Drive #01-17/20

Tanglin Halt Industrial Estate, Singapore 149596

Tel: +65 6479 2358 Fax: +65 6479 3558 Website: www.aristo.com.sg

RE-SELLER



*Specifications subject to change without prior notice.